

PUMP ACCESSORIES

FOR REDUCING ENERGY CONSUMPTION
AND PROVIDING REDUNDANCY BACK UP

STAINLESS
STEEL

LOCKABLE 

DUAL
PUMP

TEMP
CONTROL 

Redi-set dual pump sets provide redundancy back up and are an ideal means of reducing energy consumption by timing the operation of the pumps when required.

Redi-Set Dual Pump Sets

The systems incorporate Grundfos UPS 20-60N or UPS 32-80N stainless steel pump and manifolds. The complete system is mounted on a galvanized base frame with two holes on each side for easy mounting. The system includes non return valves and shut off valves integrated into a manifold arrangement to allow removal of one pump whilst the other is in operation.

An isolation valve should be installed in the suction and discharge lines for easy maintenance and removal (not supplied). Control panels are grey powder coated metal and are supplied with an electrical test certificate and wiring diagram inserted on the inside of the control panel door.

Standard Model

The Standard model has one switch-Pump 1/Auto/Pump 2 – mounted on the front panel with auto pump change over every twelve hours. The panel is key lockable.

Deluxe Model

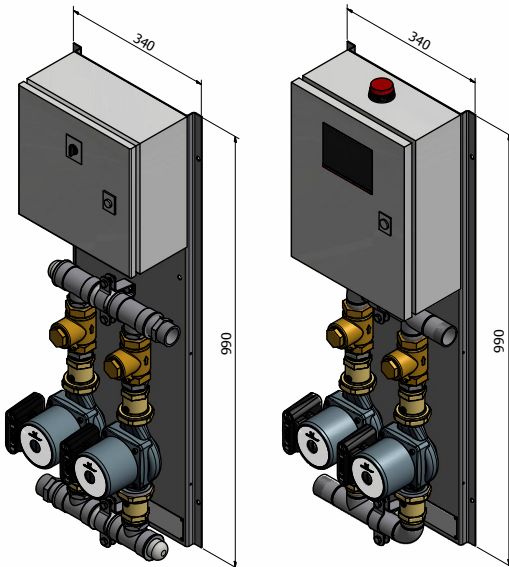
The deluxe model incorporates separate Pump 1 and Pump 2 Auto / Off /Manual switches and red fault / green run indicator lights on the front panel.

This model incorporates auto pump duty change over on a time clock basis every twelve hours and run/alarm outputs for BMS connection.



Standard Model

Deluxe Model



DIMENSIONS AND TECHNICAL DATA TABLE

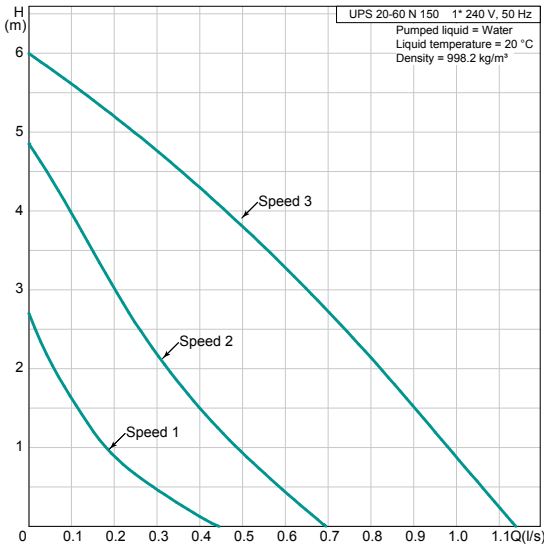
Circulator Type	UPS 20-60N		UPS 32-80N	
	Standard	Deluxe	Standard	Deluxe
Model Number	99501270	99501272	99501271	99501293
Liquid Temperature Range °C	2-110	2-110	2-110	2-110
Max. Ambient Temperature °C	40	40	40	40
Max. Operating Pressure kPa	1000	1000	1000	1000
Pipe Connection	BSP R¾	R¾	R1¼	R1¼
Height x Length	mm 990 x 340	990 x 340	990 x 340	990 x 340
Net Weight	kg 24	27	31	33
Electrical Rating	240V/50Hz	240V/50Hz	240V/50Hz	240V/50Hz
Max. Current Amps	0.74	0.74	1.96	1.96
Pump Housing	Stainless Steel	Stainless Steel	Stainless Steel	Stainless Steel
Impeller	Composite, PES/PP	Composite, PES/PP	Composite, PES/PP	Composite, PES/PP
IP Rating of Pumps	IP44	IP44	IP44	IP44
IP Rating of Control Panels	IP54	IP54	IP54	IP54

COMES ON STEADY, HOT AND STRONG

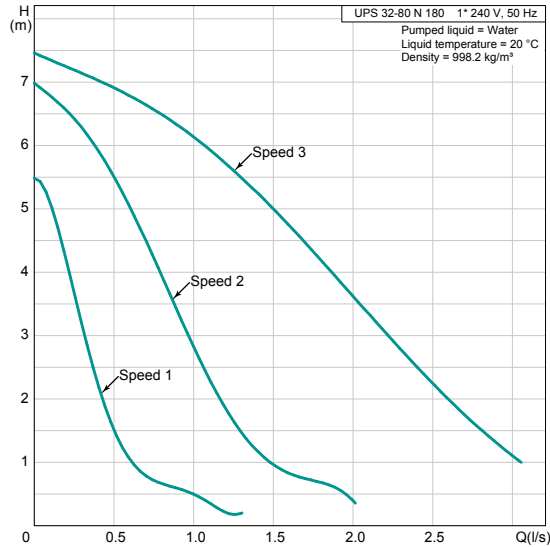
TECHNICAL DATA

Pump curve

UPS 20-60N



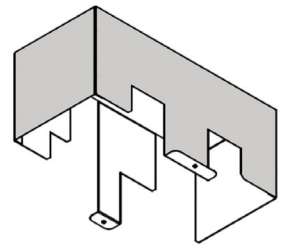
UPS 32-80N



Outdoor cover

Redi-Set pumps can be installed outdoor by installing outdoor covers supplied by Rheem. The part number for the outdoor cover is AQ2051057.

Note: The outdoor cover must be ordered separately for outdoor installation.



PUMP/C CONTROLLER

The Pump/C controller model 6060262-4 is used to control the circulating pump operation when used in conjunction with a direct or indirect storage tank.

The controller senses temperature within the storage tank and controls the flow of water by an Operating Thermostat Sensor (Eliwell IC902).

Features

- User display ensures accurate temperature control
- Adjustable thermostat sensor provides flexibility
- Built in Energy Cut Out Thermostat (ECO) ensures safety and reliability
- Double Pole Double Throw (DPDT) pump control relay with maximum current limit of 6A provides options for a variety of applications.



* For full terms and conditions please contact Rheem or see Owner's Guide and installation instructions available at www.rheem.com.au/warranty

INSTALL A

